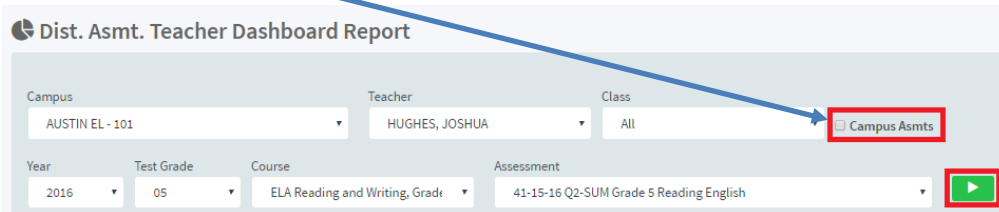


# Edugence Dist Asmt Teacher Dashboard

## District Assessment Dashboard home page.

As a teacher, you will see only the campuses you are assigned to. You will see only your name on the teacher drop down and the classes you teach.

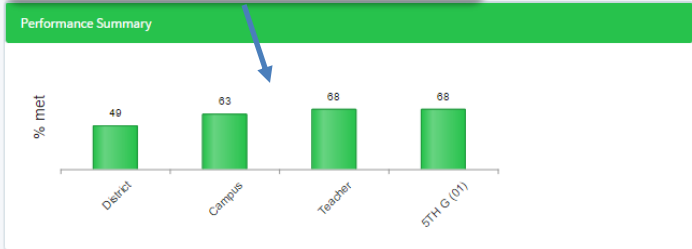
Select the assessment you want to see from the 2<sup>nd</sup> row. To see Campus/Teacher created assessments select the “Campus Assmts” check box.



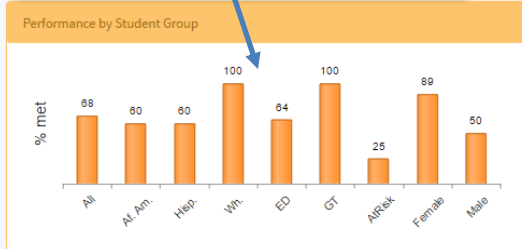
Click on the “Green Arrow” and you will see all the views available on the Dashboard.

You will see two bar graphs on top.

Over all % Met level for Dist, Campus and all my classes.



Over all % Met level for all my classes and the % met level by groups and special pops.



A variety of views are available by clicking on each of the links. Default view is the Students who met, did not meet and advanced.

Average % correct for the group.

Met Level | Quintile | Adv Group | Groups | Custom Group | Error Analysis | Item Analysis | Objective Mastery

NOT MET (49)	MET (73)	Advanced (94)
GARCIA, ARACELI: 37	GEBHART, MATTHEW: 63	MORALES, WILLIAM: 89
HOFMAN, JOEL: 45	VIESCA, DESTINY: 63	JACKSON, TAJ: 90
QUINTANA, VICTORIA: 50	NORDEMAN, IVAN: 63	
LEON, JOHNNY: 52	SALCERIO, JENNIFER: 67	

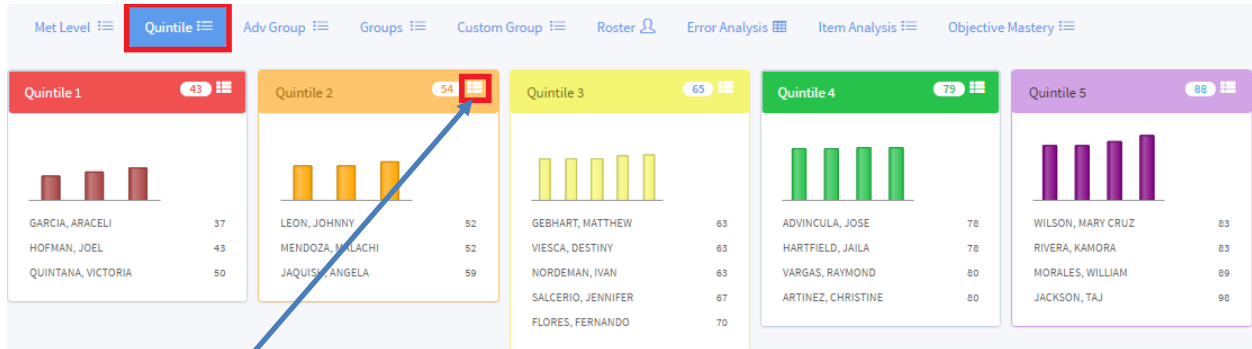
Drill down to SE level details for the group.

% Correct for each student.

## Quintiles:

# Edugence Dist Asmt Teacher Dashboard

Divides the students into five smaller groups. The students are ranked based on their % correct and grouped into quintiles of students with similar % correct.



Clicking on a “Details” link will take you to a view with each groups (Quintile) performance.

The quintile selected is highlighted. You can move from one quintile to another by clicking here.

The students in the quintile selected.

The Reporting Cat, SE number & SE description for all SEs tested in the assessment.

# of questions included for each SE in the assessment.

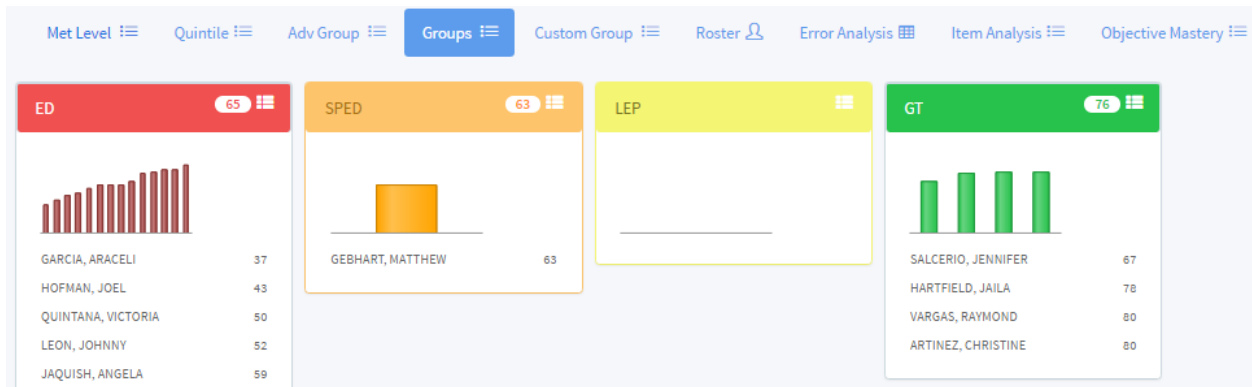
% Correct for the SE for the students in this quintile/group

RC	SE	R/S	Description	# Items	Score	Action Plan
2	5.6		Reading/Comprehension of Literary Text/Fiction. Students understand, make inferences and draw conclusions about the structure and elements of fiction and provide evidence from text to support their understanding. Students are expected to:	3	0	
2	5.3		Reading/Comprehension of Literary Text/Theme and Genre. Students analyze, make inferences and draw conclusions about theme and genre in different cultural, historical, and contemporary contexts and provide evidence from the text to support their understanding. Students are expected to:	1	0	
3	5.11E		synthesize and make logical connections between ideas within a text and across two or three texts representing similar or different genres.	2	67	

## Groups:

Splits up the students by the Special pops they belong to. If the students are in more than one group, they will show up in each of the groups they are in. You can click on the “details” link and see how each “special pop” group performed in the SEs that were tested.

# Edugence Dist Asmt Teacher Dashboard



## Custom Group:

Allows you to create your own custom groups and view details.

1. Create a group.
2. Add Students to the group.
3. Save groups.
4. View Details for the group.

Callouts for the Custom Group creation process:

- All students in my class/classes
- Enter name of group.
- "Add" group after naming my group.

Next you can add students to the group. Drag and drop the student/students into the group.

Next you can add students to the group. Drag and drop the student/students into the group.

Once you "dropped" your students into the group you MUST SAVE your group. You will get a "Save" confirmation

# Edugence Dist Asmt Teacher Dashboard

View the SE performance details for the group.

Delete group by clicking on the "x" in the group title.

You can create multiple groups, add students and view their details.

Delete student, click on the "x"

You can move students between groups by "dragging and dropping" them in the group you want.

## Rosters:

Roster of students with RC and SE level scores for each student. Students currently enrolled in your class but does not have scores will still show up on the rosters.

Student Id	Name	C. Grade	Raw Scr	% Corr	RC1	RC2	RC3	5.3	5.4	5.5	5.6	5.11	5.12	5.13	5.2A	5.2B	5.2E
457282	ADVINCULA, JOSE	05	36	78	86	71	82	100	100	83	0	100	100	50	0	100	100
497195	BLUITT, RAY	05															
481821	FLORES, FERNANDO	05	32	70	86	71	64	100	0	83	33	0	0	0	100	100	100
471794	GARCIA, ARACELI	05	17	37	57	35	32	0	0	33	67	33	0	0	0	67	100

Select one or more students by clicking on the check boxes to the left of the student name. You can select one or more students and then click on the "Student Profile" to see their profile or "Tutoring Stripes".



## Error Analysis:

Roster of students with each response they made to questions. The response are color coded red if its incorrect. The responses can also be color coded to indicate the type of error – Conceptual error, process errors and guesses.

# Edugence Dist Asmt Teacher Dashboard

Error Analysis		Process																												Conceptual												Guess			
SE		5.2A	5.2B	5.2C	5.3A	5.3K	5.3D	5.3F	5.3K	5.3H	5.4D	5.4B	5.3I	5.6C	5.4B	5.3E	5.3G	5.3E	5.3I	5.3G	5.3C	5.3F	5.3L	5.4C	5.3G	5.5	5.6C	5.4C																	
RC		1	1	1	2	2	2	2	2	2	2	2	2	3	2	2	2	2	2	2	2	2	2	2	2	2	3	3	2																
Ans		D	G	C	F	B	H	C	G	B	H	B	G	B	G	C	7.4	A	H	B	F	B	H	C	3.35	B	2	D																	
Q/No		1	2	3	4	5	6	7	8	9	10	11	12	13	14	15	16	17	18	19	20	21	22	23	24	25	26	27																	
% Correct		87	93	67	80	95	53	87	80	67	87	100	67	80	40	80	53	73	87	73	80	80	53	93	80	53	27	87																	
<input type="checkbox"/>	ID	Name	Raw Scr	% Corr																																									
<input type="checkbox"/>	189021	Auceda, Roberto	26	52	D	G	C	F	B	H	C	G	D	H	B	G	B	F	A	-	G	J	C	F	B	J	D	-	A	-	D														
<input type="checkbox"/>	183517	Burgos, Alaya	33	66	D	G	D	F	B	H	C	G	D	H	B	H	B	F	C	A	H	B	F	D	G	C	C	C	D																

## Scan Error Correction:

A teacher has the ability to view the exact response students entered into their answer documents from the teacher dashboard for Local assessments.

Go to the Error Analysis view.

You MUST be in the Error analysis view to see the Error correction link

Click here to see the Error correction view

**Dist. Asmt. Teacher Dashboard Report (Current Enrollment)**

Dallas Middle School (Vazquez, Danny - Assist Teacher (7BR) Math 08 all classes Math 08 (781) Math 08 (CT1) Math 08 (CT2) Math 08 (CT3) Math 08 (CT4) Pack Time all classes Pack Time (5AC) Pack Time (5AD) ), Assessment: 2420-1718 MOY BISD 8 Math 1, #Tested: 141

**Performance Summary (All Students)**

**Performance by Student Group (All Students)**

Met Level | Quintile | Groups | My Groups | Custom Group | Roster | **Error Analysis** | Item Analysis | Objective Mastery

## Scan Error Correction:

You will be able to view and correct any errors in the scanning from this view.

The List of students. Click on a student to see their Responses on right.

Student responses. You can change the students response here.

The Different Batch IDs for this assessment.

Click here to Edit a student ID if its incorrect.

# Edugence Dist Asmt Teacher Dashboard

Scanning Correction - (2420) 1718 MOY BISD 8 Math 1

Students (20)

BELL MARISSA (74372)

DINWIDDIE COLBY (70063)

MAYS JORDAN (89394)

BLAIR CLAYTON (92549)

Bell Marissa (74372) Student Id 74372

20171221150910.tif (12/21/2017 @ 3:09PM) Page 2

Q1 (A) (B) (C) (D)

Q2 (F) (G) (H) (J)

Q3 (A) (B) (C) (D)

Q4 (F) (G) (H) (J)

Q19 (A) (B) (C) (D)

Q20 -0002.00

SAVE DELETE

Bell Marissa (74372)

NEXT →

## Item Analysis:

The item analysis for the teacher, allows you to compare how my students' responses compare with the campus and the district. The "Difference" column between the Teacher and Campus (in Yellow), is the difference between how the teacher's students and the campus performed for that question. The "Difference" column between the Campus and the District (purple)

Item	RC	SE	PSE	Ans	% Corr	A/F	B/G	C/H	D/J	E/K	Other	Diff	% Corr	A/F	B/G	C/H	D/J	E/K	Other	Diff	BOOKER, ASHLEY					CENTRAL J H					Distric
																					% Corr	A/F	B/G	C/H	D/J	E/K	Other	% Corr	A/F	B/G	
1	2	7.4B	7.1A,7.1B,7.1C	B	92	2	92	5	0	0	1	3	92	4	89	6	1	0	0	-3	92	3	92	4	1	0	0				
2	3	7.5A	7.1B,7.1E,7.1F	J	82	6	3	9	82	0	0	4	78	6	7	9	78	0	0	-1	79	6	6	8	79	0	0				

## Objective Mastery:

The Objective master link will allow you to see how your students performed at each RC and SE level and also compare to the Campus and district.

# Edugence Dist Asmt Teacher Dashboard

