

Canvas® by Instructure Integration Teacher Guide




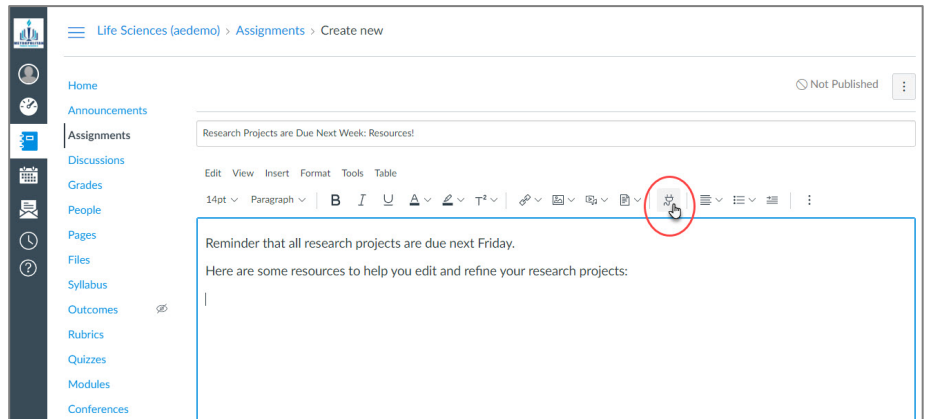
NOTE: The integration between Canvas® by Instructure and SAFARI Montage® will need to be initially configured by an administrator.

Canvas and SAFARI Montage Integration

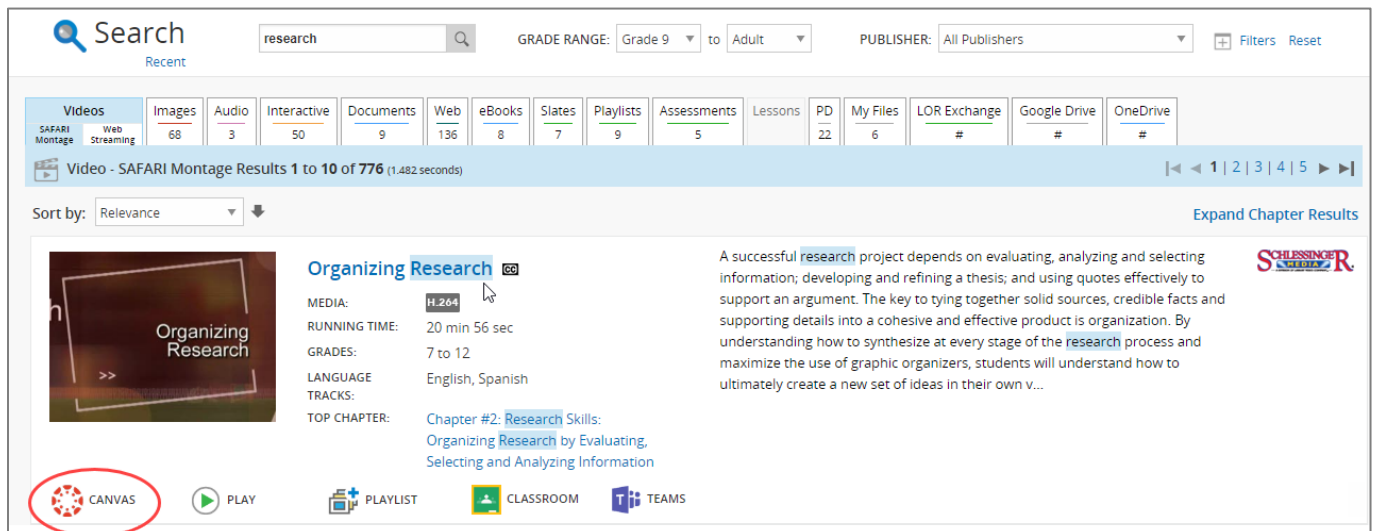
SAFARI Montage is available as an app directly within Canvas, making it easy for a teacher to find and add learning objects and playlists to posts in Canvas. Single sign-onⁱ will automatically direct the user from Canvas to SAFARI Montage to select a resource and add it to a post in the LMS. Likewise, users in the Canvas course will be able to view SAFARI Montage content via embedded access from within Canvas without being prompted to login.

Adding Learning Objects

Start a post in Canvas and choose the apps option () of the content editor. Add SAFARI Montage to your apps, then click on SAFARI Montage. This will open to a keyword search in SAFARI Montage. Search for the content you want to add. You can add directly from search results or from the title page. Learning objects with segments will have a Canvas button for each individual segment. Use the Canvas button to add a learning object to the post.



Choose 'apps' (plug icon) then search SAFARI Montage and select it as one of your apps.



TIP | Allow pop-ups from SAFARI Montage in your browser or disable pop-up blocking. Click a video title to choose a smaller segment.

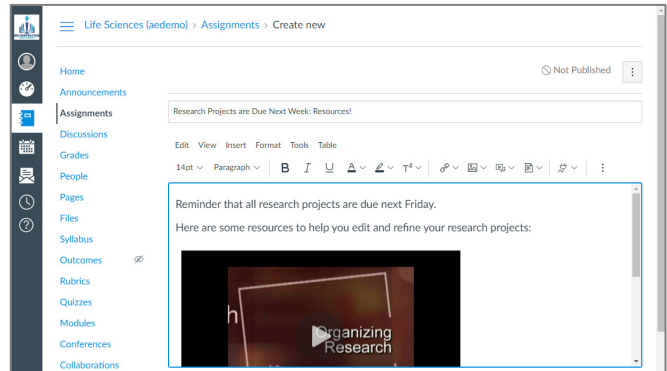
SAFARI MONTAGE™

You will be redirected back to the post in Canvas and will see the content embedded. To add more content to the same post, select the SAFARI Montage LOR option from the apps (plug) tool again and repeat the process.

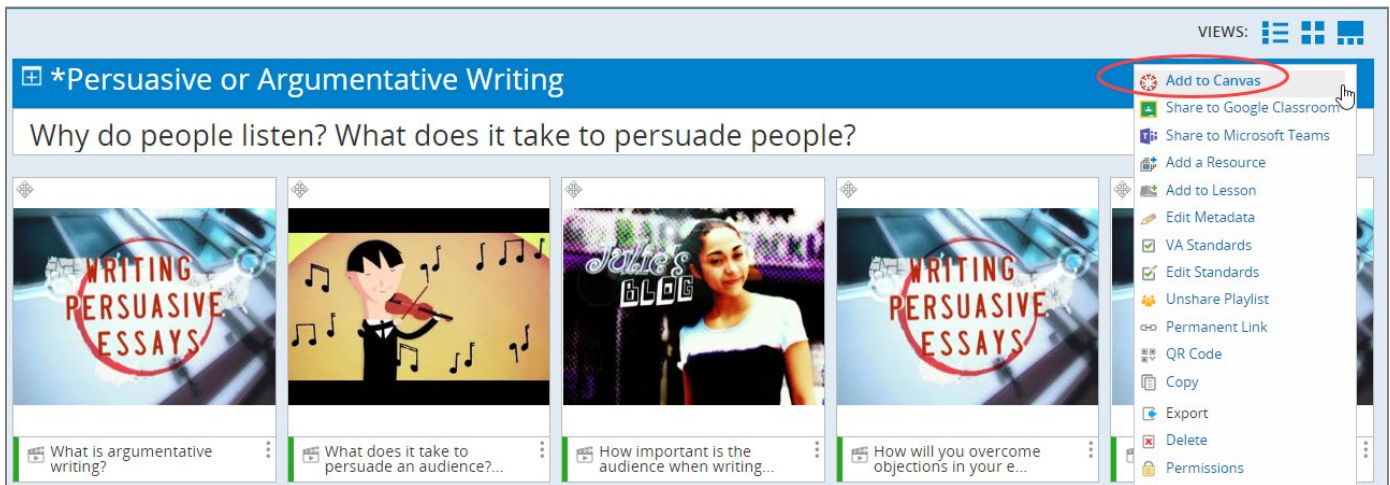
Adding Playlists

To add a playlist you have created or found in the LOR, follow these steps:

1. Create a post in Canvas
2. Click the apps (plug) button in the editor and choose SAFARI Montage Learning Object Repository
3. Search for the playlist in the LOR
4. Click the Canvas button for the playlist
5. Finish the post in Canvas



You will find the Canvas button in the playlist menu (top right) if you're in teacher or student view of a playlist:




TIP | Make sure the playlist is shared in SAFARI Montage so users accessing from Canvas can view it.

Portal Link to Canvas from SAFARI Montage

Your system admin may have set up a portal link from SAFARI Montage to Canvas. It may be on the Dashboard or on the Links page. Use this to navigate from the LOR to your LMS. The first time you use the link you will need to enter your Canvas credentials.

ⁱ Users must be using the same email address or login username in both systems in order for single sign-on to function as expected.



Canvas is a registered trademark, and the Canvas logo is a common law trademark, of Instructure Inc.